




Catalog

Low voltage
General performance
IE2 high efficiency motors
according to EU MEPS

We provide motors, generators and mechanical power transmission products, services and expertise to save energy and improve customers' processes over the total life cycle of our products, and beyond.



General performance IE2 high efficiency motors according to EU MEPS Sizes 56 to 355, from 0.06 to 355 kW



ABB's General performance IE2 high efficiency motors are best suited for applications where simplicity and off-the-shelf availability are paramount. With ABB quality and support these motors have the features appreciated by volume customers and serial OEM's. Motors have IE2 efficiency.

Motor range for cast iron motors 71 to 355, 0.25 to 250 kW and aluminum motors is 56 to 250, 0.06 to 55 kW.

Ordering information	04
Technical data	
– Cast iron	05
– Aluminum	08
Variant codes	
– Cast iron	11
– Aluminum	13
Dimension drawings	
– Cast iron	15
– Aluminum	15
General performance motors in brief	
– Cast iron	16
– Aluminum	19

Ordering information

When placing an order, please state the following minimum data in the order, as in the example.

The product code of the motor is composed in accordance with the following example.

Motor type	M2BA 112 MB
Pole number	4
Mounting arrangement (IM-code)	IM B3 (IM 1001)
Rated output	4 kW
Product code	3GBA 112 212-ADB
Variant codes if needed	

Motor size

A	B	C	D, E, F
M2BA	112 MB	3GBA 112 212	- ADB, 122, 451, etc.
		1 2 3 4 5 6 7 8 9 10 11 12 13 14...	
A Motor type		D Code for mounting arrangement	E Voltage and frequency code
B Motor size			F Generation code followed by variant codes
C Product code			

Explanation of the product code

Positions 1 to 4

3GAA = Totally enclosed motor with aluminum stator frame
3GBA = Totally enclosed motor with cast iron frame

Position 4

Type of rotor
A = Squirrel cage rotor

Positions 5 and 6

IEC size

05 = 56	16 = 160
06 = 63	18 = 180
07 = 71	20 = 200
08 = 80	22 = 225
09 = 90	25 = 250
10 = 100	28 = 280
11 = 112	31 = 315
13 = 132	35 = 355

Position 7

Pole pairs
1 = 2 poles
2 = 4 poles
3 = 6 poles

Positions 8 to 10

Running number

Position 11

- (dash)

Position 12

Mounting arrangement

A = Foot-mounted motor
B = Flange-mounted motor. Large flange with clearance holes.
C = Flange-mounted motor. Small flange with tapped holes.
F = Foot- and flange-mounted motor. Special flange.
H = Foot- and flange-mounted motor. Large flange with clearance holes.
J = Foot- and flange-mounted motor. Small flange with tapped holes.
N = Flange-mounted (CI ring flange FF)
P = Foot-and flange-mounted motor (CI ring flange FF)

Position 13

Voltage and frequency

Single-speed motors

D 400 VΔ, 415 VΔ, 460 VΔ 60 Hz, 690 VY 50 Hz
S 230 VΔ, 400 VY, 415 VY 50 Hz, 460 VΔ 60 Hz*)

Position 14

Version A,B,C... = Generation code followed by variant codes

*) M2AA 200 is not available for voltages less than 380 VD

General performance cast iron motors

Technical data for totally enclosed squirrel cage three phase motors

IE2

IP 55 - IC 411 - Insulation class F, temperature rise class B
IE2 efficiency class according to IEC 60034-30; 2008

Output kW	Motor type	Product code	Speed r/min	Efficiency IEC 60034-2-1; 2007			Power factor cos φ	Current		Torque			Moment of inertia J = 1/4 GD ² kgm ²	Weight kg	Sound pressure level L _{PA} dB
				Full load 100%	3/4 load 75%	1/2 load 50%		I _N A	I _s / I _N	T _N Nm	T _I / T _N	T _b / T _N			
3000 r/min = 2 poles			400 V 50 Hz			CENELEC-design									
0.37	M2BA 71 MA	3GBA 071 211-••B	2660	69.2	73.5	73.7	0.80	0.96	3.9	1.32	2.2	2.3	0.00039	11	58
0.55	M2BA 71 MB	3GBA 071 212-••B	2680	73.2	77.3	79.3	0.85	1.27	4.3	1.95	2.4	2.5	0.00051	11	56
0.75	M2BA 80 MB	3GBA 081 212-••B	2895	80.6	79.9	76.2	0.74	1.81	7.7	2.4	4.2	4.2	0.001	16	57
1.1	M2BA 80 MC	3GBA 081 213-••B	2870	81.8	82.4	80.2	0.80	2.4	7.5	3.6	2.7	3.5	0.0012	18	60
1.5	M2BA 90 SLB	3GBA 091 212-••B	2900	82.2	84.1	82.7	0.86	3	7.5	4.9	2.5	2.6	0.00254	24	69
2.2	M2BA 90 SLC	3GBA 091 213-••B	2885	84.7	86.7	85.7	0.87	4.3	6.8	7.2	1.9	2.5	0.0028	25	64
3	M2BA 100 LB	3GBA 101 212-••B	2925	85.2	84.9	82.8	0.86	5.9	9.1	9.7	3.1	3.5	0.00528	36	68
4	M2BA 112 MB	3GBA 111 212-••B	2895	86.1	87.0	86.6	0.86	7.7	8.1	13.1	2.9	3.2	0.00575	37	70
5.5	M2BA 132 SMB	3GBA 131 212-••B	2865	88.0	88.6	88.0	0.86	10.4	7.0	18.3	2.0	2.7	0.01275	68	70
7.5	M2BA 132 SMC	3GBA 131 214-••B	2890	88.6	88.8	87.5	0.84	14.5	7.3	24.7	2.0	3.6	0.01359	70	70
11	M2BA 160 MLA	3GBA 161 044-••G	2920	89.8	91.0	90.7	0.89	19.8	5.9	35.9	1.6	2.7	0.038	119	69
15	M2BA 160 MLB	3GBA 161 045-••G	2934	91.1	92.2	92.0	0.90	26.4	7.0	48.8	2.5	3.1	0.048	133	69
18.5	M2BA 160 MLC	3GBA 161 046-••G	2934	91.0	91.8	91.2	0.89	32.9	7.3	60.2	2.6	3.2	0.052	141	73
22	M2BA 180 MLA	3GBA 181 042-••G	2933	91.5	92.8	92.8	0.91	38.1	7.8	71.6	3.0	3.5	0.062	173	73
30	M2BA 200 MLA	3GBA 201 043-••G	2950	92.2	92.9	92.3	0.89	52.7	7.8	97.1	2.7	3.3	0.092	214	75
37	M2BA 200 MLB	3GBA 201 044-••G	2947	92.5	93.0	92.5	0.91	63.4	7.7	119	2.8	3.6	0.116	240	75
45	M2BA 225 SMA	3GBA 221 042-••G	2956	93.0	93.5	92.9	0.90	77.6	8.1	145	3.1	3.4	0.197	297	75
55	M2BA 250 SMA	3GBA 251 042-••G	2960	93.9	94.3	93.6	0.90	93.9	6.8	177	2.6	2.5	0.275	339	75
75	M2BA 280 SA	3GBA 281 110-••L	2977	94.0	93.7	92.3	0.88	130	7.6	240	2.1	3.0	0.8	530	78
90	M2BA 280 SMB	3GBA 281 220-••L	2976	94.3	94.2	93.1	0.90	153	7.4	288	2.1	2.9	0.9	570	78
110	M2BA 315 SMA	3GBA 311 210-••L	2982	94.6	94.1	92.7	0.86	195	7.6	352	2.0	3.0	1.2	750	78
132	M2BA 315 SMB	3GBA 311 220-••L	2982	94.9	94.6	93.4	0.88	228	7.4	422	2.2	3.0	1.4	810	78
160	M2BA 315 SMC	3GBA 311 230-••L	2981	95.2	95.0	94.1	0.89	272	7.5	512	2.3	3.0	1.7	900	78
200	M2BA 315 MLA	3GBA 311 410-••L	2980	95.3	95.2	94.4	0.90	336	7.7	640	2.6	3.0	2.1	1020	83
250	M2BA 355 SMA	3GBA 351 210-••L	2983	95.4	95.2	94.3	0.89	424	6.8	800	1.5	2.8	2.7	1310	83
315	M2BA 355 SMB	3GBA 351 220-••L	2980	95.4	95.4	94.7	0.89	535	7.2	1009	1.9	2.8	3.4	1450	83
355	M2BA 355 SMC	3GBA 351 230-••L	2983	95.5	95.5	94.9	0.88	609	7.4	1136	2.1	2.7	3.6	1520	83
3000 r/min = 2 poles			400 V 50 Hz			High-output design									
110	M2BA 280 SMC	3GBA 281 230-••L	2978	94.7	94.6	93.8	0.90	186	7.9	352	2.4	3.0	1.15	640	78

The two bullets in the product code indicate choice of mounting arrangements, voltage and frequency code (see ordering information page).

I_s / I_N = Starting current
 T_I / T_N = Locked rotor torque
 T_b / T_N = Breakdown torque

Efficiency values are given according to IEC 60034-2-1; 2007.

Please note that the values are not comparable without knowing the testing method.

ABB has calculated the efficiency values according to indirect method, stray load losses (additional losses) determined from measuring.

IE-class concerns motors from 0.75 kW to 375 kW.

General performance cast iron motors

Technical data for totally enclosed squirrel cage three phase motors

IE2

IP 55 - IC 411 - Insulation class F, temperature rise class B
IE2 efficiency class according to IEC 60034-30; 2008

Output kW	Motor type	Product code	Speed r/min	Efficiency IEC 60034-2-1; 2007			Power factor cos φ	Current		Torque			Moment of inertia J = 1/4 GD ² kgm ²	Weight kg	Sound pressure level L _{PA} dB
				Full load 100%	3/4 load 75%	1/2 load 50%		I _N A	I _s / I _N	T _N Nm	T _l / T _N	T _b / T _N			
1500 r/min = 4 poles			400 V 50 Hz			CENELEC-design									
0.25	M2BA 71 MA	3GBA 072 211-••B	1365	68.3	70.8	69.7	0.81	0.65	3.5	1.74	1.9	2.0	0.00074	10	45
0.37	M2BA 71 MB	3GBA 072 212-••B	1380	72.4	74.5	74.6	0.83	0.88	4.0	2.5	1.6	2.1	0.00088	11	45
0.55	M2BA 80 MA	3GBA 082 211-••B	1415	74.5	73.8	70.0	0.73	1.45	5.0	3.7	2.0	2.8	0.00144	15	45
0.75	M2BA 80 MD	3GBA 082 214-••B	1430	81.0	80.7	77.3	0.73	1.83	5.3	5	2.7	3.2	0.00205	17	50
1.1	M2BA 90 SLB	3GBA 092 212-••B	1435	83.6	84.5	83.2	0.80	2.3	6.1	7.3	2.7	3.4	0.0044	25	50
1.5	M2BA 90 SLD	3GBA 092 215-••B	1430	84.3	85.6	84.7	0.83	3	6.3	10	2.7	3.4	0.0053	27	56
2.2	M2BA 100 LC	3GBA 102 213-••B	1450	85.9	85.1	83.4	0.78	4.7	6.4	14.4	2.9	3.6	0.00948	36	56
3	M2BA 100 LD	3GBA 102 214-••B	1450	86.8	87.0	85.4	0.79	6.3	7.7	19.7	2.9	3.4	0.011	38	58
4	M2BA 112 MB	3GBA 112 212-••B	1440	86.8	87.7	87.3	0.81	8.2	7.0	26.5	2.5	2.9	0.0125	44	59
5.5	M2BA 132 SMB	3GBA 132 212-••B	1460	89.0	89.8	88.9	0.80	11.1	5.9	35.9	1.7	2.4	0.03282	70	67
7.5	M2BA 132 SMC	3GBA 132 213-••B	1450	89.3	90.1	90.0	0.81	14.9	5.6	49.3	1.6	2.4	0.03659	73	64
11	M2BA 160 MLA	3GBA 162 043-••G	1463	90.2	91.4	91.2	0.85	20.7	7.1	71.7	2.6	3.0	0.084	134	65
15	M2BA 160 MLB	3GBA 162 044-••G	1463	90.6	91.8	91.6	0.84	28.4	7.2	97.9	2.7	3.6	0.095	141	65
18.5	M2BA 180 MLA	3GBA 182 043-••G	1464	91.2	92.3	92.1	0.84	34.8	7.9	120	3.1	3.6	0.112	175	62
22	M2BA 180 MLB	3GBA 182 044-••G	1465	91.6	92.5	92.1	0.83	41.7	8.0	143	3.0	3.8	0.13	187	65
30 ¹⁾	M2BA 200 MLA	3GBA 202 042-••G	1474	92.3	93.4	93.5	0.83	56.5	7.3	194	2.7	2.9	0.217	241	62
37	M2BA 225 SMA	3GBA 222 043-••G	1479	93.0	93.9	93.8	0.84	68.3	7.2	238	2.6	2.9	0.309	293	68
45	M2BA 225 SMB	3GBA 222 044-••G	1479	93.2	94.0	93.7	0.83	83.9	7.4	290	2.4	3.1	0.368	318	68
55	M2BA 250 SMA	3GBA 252 042-••G	1478	93.5	94.2	93.7	0.85	99.8	7.3	355	2.8	3.0	0.476	342	70
75	M2BA 280 SA	3GBA 282 110-••L	1484	94.2	94.2	93.5	0.85	135	6.9	482	2.5	2.8	1.25	515	71
90	M2BA 280 SMB	3GBA 282 220-••L	1483	94.4	94.6	94.1	0.86	160	7.2	579	2.5	2.7	1.5	575	71
110	M2BA 315 SMA	3GBA 312 210-••L	1487	94.7	94.6	93.8	0.86	194	7.2	706	2.0	2.5	2.3	775	78
132	M2BA 315 SMB	3GBA 312 220-••L	1487	95.0	95.0	94.3	0.86	233	7.1	847	2.3	2.7	2.6	830	78
160	M2BA 315 SMC	3GBA 312 230-••L	1487	95.2	95.3	94.6	0.85	285	7.2	1027	2.4	2.9	2.9	870	78
200	M2BA 315 MLA	3GBA 312 410-••L	1486	95.3	95.4	94.9	0.86	352	7.0	1285	2.3	2.8	3.5	995	78
250	M2BA 355 SMA	3GBA 352 210-••L	1488	95.2	95.2	94.4	0.85	445	6.7	1604	2.0	2.6	5.4	1400	82
315	M2BA 355 SMB	3GBA 352 220-••L	1488	95.5	95.5	94.8	0.85	560	7.3	2021	2.2	2.7	6.9	1570	82
355	M2BA 355 SMC	3GBA 352 230-••L	1487	95.5	95.7	95.2	0.86	623	6.8	2279	2.4	2.7	7.2	1650	82
1500 r/min = 4 poles			400 V 50 Hz			High-output design									
110	M2BA 280 SMC	3GBA 282 230-••L	1485	94.9	95.1	94.6	0.86	194	7.6	707	3.0	3.0	1.85	640	71

¹⁾ Temperature rise class F The two bullets in the product code indicate choice of mounting arrangements, voltage and frequency code (see ordering information page).

I_s / I_N = Starting current
 T_l / T_N = Locked rotor torque
 T_b / T_N = Breakdown torque

Efficiency values are given according to IEC 60034-2-1; 2007.

Please note that the values are not comparable without knowing the testing method.

ABB has calculated the efficiency values according to indirect method, stray load losses (additional losses) determined from measuring.

IE-class concerns motors from 0.75 kW to 375 kW.

General performance cast iron motors

Technical data for totally enclosed squirrel cage three phase motors

IE2

IP 55 - IC 411 - Insulation class F, temperature rise class B
IE2 efficiency class according to IEC 60034-30; 2008

Output kW	Motor type	Product code	Speed r/min	Efficiency IEC 60034-2-1; 2007			Power factor cos φ	Current		Torque			Moment of inertia J = 1/4 GD ² kgm ²	Weight kg	Sound pressure level L _{PA} dB
				Full load 100%	3/4 load 75%	1/2 load 50%		I _N A	I _s / I _N	T _N Nm	T _l / T _N	T _b / T _N			
1000 r/min = 6 poles			400 V 50 Hz			CENELEC-design									
0.18	M2BA 71 MA	3GBA 073 211-••B	900	63.7	63.8	59.0	0.71	0.57	3.1	1.9	2.0	2.1	0.00089	10	42
0.25	M2BA 71 MB	3GBA 073 212-••B	895	67.2	67.2	62.6	0.69	0.77	3.4	2.6	2.2	2.3	0.0011	12	42
0.37	M2BA 80 MA	3GBA 083 211-••B	915	71.0	71.1	67.0	0.69	1.09	3.6	3.8	1.8	2.2	0.00187	15	47
0.55	M2BA 80 MB	3GBA 083 212-••B	920	73.9	75.0	72.8	0.71	1.51	3.8	5.7	1.8	2.2	0.00239	17	47
0.75	M2BA 90 SLC	3GBA 093 213-••B	960	78.7	77.3	72.5	0.58	2.3	4.5	7.4	2.3	3.1	0.00491	25	44
1.1	M2BA 90 SLE	3GBA 093 214-••B	930	78.2	78.6	76.4	0.66	3	4.0	11.2	1.9	2.3	0.0054	28	44
1.5	M2BA 100 L	3GBA 103 212-••B	950	82.2	82.9	81.6	0.69	3.8	4.0	15	1.5	1.1	0.00873	37	49
2.2	M2BA 112 MB	3GBA 113 212-••B	950	82.5	83.8	81.7	0.69	5.5	4.4	22.1	1.7	2.3	0.0125	44	66
3	M2BA 132 SMB	3GBA 133 211-••B	975	85.3	84.5	81.3	0.63	8	5.5	29.3	1.8	2.9	0.03336	69	57
4	M2BA 132 SMB	3GBA 133 212-••B	960	84.9	85.3	83.9	0.68	10	4.6	39.7	1.5	2.2	0.03336	69	57
5.5	M2BA 132 SMF	3GBA 133 214-••B	965	86.1	86.6	85.5	0.71	12.9	5.1	54.4	2.0	2.3	0.0487	86	57
7.5	M2BA 160 MLA	3GBA 163 043-••G	971	87.6	89.1	89.0	0.79	15.6	7.1	73.7	1.9	3.3	0.089	141	61
11	M2BA 160 MLB	3GBA 163 044-••G	970	88.7	90.1	89.9	0.79	22.6	7.6	108	2.1	3.3	0.119	157	61
15	M2BA 180 MLA	3GBA 183 042-••G	971	89.7	90.8	90.5	0.76	31.7	7.8	147	2.5	4.1	0.137	187	61
18.5	M2BA 200 MLA	3GBA 203 043-••G	975	90.7	92.0	91.9	0.79	37.2	6.2	181	1.7	3.2	0.198	228	65
22	M2BA 200 MLB	3GBA 203 044-••G	974	91.0	92.4	92.5	0.79	44.1	5.8	215	1.8	3.0	0.222	241	65
30	M2BA 225 SMA	3GBA 223 042-••G	985	92.2	93.1	93.1	0.83	56.5	6.9	290	2.4	2.8	0.532	318	65
37	M2BA 250 SMA	3GBA 253 042-••G	985	92.4	93.2	93.0	0.83	69.6	6.6	358	2.4	2.8	0.718	336	66
45	M2BA 280 SA	3GBA 283 110-••L	990	92.8	93.0	92.1	0.84	83.3	7.0	434	2.5	2.5	1.85	500	71
55	M2BA 280 SB	3GBA 283 120-••L	990	93.3	93.5	92.9	0.84	101	7.0	530	2.7	2.6	2.2	540	71
75	M2BA 315 SMA	3GBA 313 210-••L	992	94.0	94.0	93.0	0.81	142	7.0	721	2.1	2.7	3.2	705	75
90	M2BA 315 SMB	3GBA 313 220-••L	992	94.3	94.4	93.6	0.83	165	7.2	866	2.1	2.7	4.1	800	75
110	M2BA 315 SMC	3GBA 313 230-••L	992	94.7	94.8	94.2	0.83	201	7.0	1058	2.2	2.7	4.9	870	75
132	M2BA 315 MLA	3GBA 313 410-••L	992	94.9	95.0	94.4	0.83	241	7.2	1270	2.4	2.7	5.8	980	75
160	M2BA 355 SMA	3GBA 353 210-••L	992	94.9	95.0	94.4	0.83	293	6.2	1540	2.1	2.3	7.3	1290	77
200	M2BA 355 SMB	3GBA 353 220-••L	992	95.2	95.4	94.9	0.84	360	6.5	1925	2.1	2.3	9.7	1440	77
250	M2BA 355 SMC	3GBA 353 230-••L	991	95.3	95.5	95.2	0.84	450	6.7	2409	2.3	2.3	11.3	1590	77
1000 r/min = 6 poles			400 V 50 Hz			High-output design									
75	M2BA 280 SMC	3GBA 283 230-••L	990	93.8	93.9	93.3	0.84	137	7.3	723	2.8	2.7	2.85	630	71

The two bullets in the product code indicate choice of mounting arrangements, voltage and frequency code (see ordering information page).

I_s / I_N = Starting current
 T_l / T_N = Locked rotor torque
 T_b / T_N = Breakdown torque

Efficiency values are given according to IEC 60034-2-1; 2007.

Please note that the values are not comparable without knowing the testing method.

ABB has calculated the efficiency values according to indirect method, stray load losses (additional losses) determined from measuring.

IE-class concerns motors from 0.75 kW to 375 kW.

General performance aluminum motors

Technical data for totally enclosed squirrel cage three phase motors

IE2

IP 55 - IC 411 - Insulation class F, temperature rise class B
IE2 efficiency class according to IEC 60034-30; 2008

Output kW	Motor type	Product code	Speed r/min	Efficiency IEC 60034-2-1; 2007			Power factor cos φ	Current		Torque			Moment of inertia J = 1/4 GD ² kgm ²	Weight kg	Sound pressure level L _{PA} dB
				Full load 100%	3/4 load 75%	1/2 load 50%		I _N A	I _s / I _N	T _N Nm	T _l / T _N	T _b / T _N			
3000 r/min = 2-poles			400 V 50 Hz			CENELEC-design									
0.09	M2AA 56 A	3GAA 051 001-••A	2820	59.8	53.3	47.9	0.69	0.31	3.9	0.3	2.9	2.7	0.00011	3.2	48
0.12	M2AA 56 B	3GAA 051 002-••A	2840	67.2	63.8	55.6	0.64	0.4	4.1	0.4	3.2	2.8	0.00012	3.4	48
0.18	M2AA 63 A	3GAA 061 001-••C	2820	75.0	72.0	66.1	0.62	0.55	4.2	0.6	3.5	3.1	0.00013	3.9	54
0.25	M2AA 63 B	3GAA 061 002-••C	2810	78.6	77.0	69.6	0.69	0.66	4.5	0.84	3.6	3.3	0.00016	4.4	54
0.37	M2AA 71 A	3GAA 071 001-••E	2800	73.8	75.8	73.9	0.76	0.95	4.9	1.26	2.7	2.7	0.00035	4.9	58
0.55	M2AA 71 B	3GAA 071 002-••E	2790	78.4	79.8	78.7	0.78	1.29	5.3	1.88	2.9	2.8	0.00045	5.9	58
0.75	M2AA 80 B	3GAA 081 212-••E	2895	81.4	80.8	77.1	0.78	1.7	8.1	2.4	3.7	3.9	0.0009	10.5	60
1.1	M2AA 80 C	3GAA 081 213-••E	2875	80.6	80.5	77.9	0.80	2.4	7.8	3.6	3.6	3.5	0.0012	11	60
1.5	M2AA 90 L	3GAA 091 212-••E	2900	84.1	85.0	83.5	0.86	2.9	7.6	4.9	2.5	3.3	0.0024	16	60
2.2	M2AA 90 LB	3GAA 091 213-••E	2875	84.6	85.7	85.5	0.85	4.4	6.9	7.3	2.8	3.2	0.0027	18	63
3	M2AA 100 LB	3GAA 101 212-••E	2920	86.4	86.0	83.9	0.86	5.8	9.3	9.8	3.3	3.9	0.005	25	62
4	M2AA 112 MB	3GAA 111 212-••E	2885	86.1	87.0	88.0	0.88	7.6	7.6	13.2	2.5	2.8	0.0062	30	68
5.5	M2AA 132 SB	3GAA 131 212-••E	2915	88.0	88.5	87.6	0.82	11	7.9	18	2.6	3.6	0.016	42	73
7.5	M2AA 132 SC	3GAA 131 213-••E	2915	88.5	88.7	88.1	0.87	14	7.6	24.5	2.2	3.2	0.022	56	73
11	M2AA 160 MLA	3GAA 161 044-••G	2920	89.8	91.0	90.7	0.89	19.8	5.9	35.9	1.6	2.7	0.038	83	69
15	M2AA 160 MLB	3GAA 161 045-••G	2934	91.1	92.2	92.0	0.90	26.4	7.0	48.8	2.5	3.1	0.048	96	69
18.5	M2AA 160 MLC	3GAA 161 046-••G	2934	91.0	91.8	91.2	0.89	32.9	7.3	60.2	2.6	3.2	0.052	104	73
22	M2AA 180 MLA	3GAA 181 042-••G	2933	91.5	92.8	92.8	0.91	38.1	7.8	71.6	3.0	3.5	0.062	123	73
30	M2AA 200 MLA	3GAA 201 043-••G	2950	92.2	92.9	92.3	0.89	52.7	7.8	97.1	2.7	3.3	0.092	160	75
37	M2AA 200 MLB	3GAA 201 044-••G	2947	92.5	93.0	92.5	0.91	63.4	7.7	119	2.8	3.6	0.116	186	75
45	M2AA 225 SMA	3GAA 221 042-••G	2956	93.0	93.5	92.9	0.90	77.6	8.1	145	3.1	3.4	0.197	244	75
55	M2AA 250 SMA	3GAA 251 042-••G	2960	93.9	94.3	93.6	0.90	93.9	6.8	177	2.6	2.5	0.275	308	75

The two bullets in the product code indicate choice of mounting arrangements, voltage and frequency code (see ordering information page).

I_s / I_N = Starting current
T_l / T_N = Locked rotor torque
T_b / T_N = Breakdown torque

Efficiency values are given according to IEC 60034-2-1; 2007.

Please note that the values are not comparable without knowing the testing method.

ABB has calculated the efficiency values according to indirect method, stray load losses (additional losses) determined from measuring.

IE-class concerns motors from 0.75 kW to 375 kW.

General performance aluminum motors

Technical data for totally enclosed squirrel cage three phase motors

IE2

IP 55 - IC 411 - Insulation class F, temperature rise class B
IE2 efficiency class according to IEC 60034-30; 2008

Output kW	Motor type	Product code	Speed r/min	Efficiency IEC 60034-2-1; 2007			Power factor cos φ	Current		Torque			Moment of inertia J = 1/4 GD ² kgm ²	Weight kg	Sound pressure level L _{PA} dB
				Full load 100%	3/4 load 75%	1/2 load 50%		I _N A	I _s / I _N	T _N Nm	T _l / T _N	T _b / T _N			
1500 r/min = 4 poles															
400 V 50 Hz															
GENELEC-design															
0.06	M2AA 56 A	3GAA 052 001-••A	1340	51.1	45.8	36.0	0.67	0.25	2.5	0.42	2.2	2.2	0.00017	3.2	36
0.09	M2AA 56 B	3GAA 052 002-••A	1370	55.5	50.2	40.5	0.62	0.37	2.8	0.62	2.9	2.9	0.00018	3.4	36
0.12	M2AA 63 A	3GAA 062 001-••C	1400	65.5	60.4	51.7	0.57	0.46	3.1	0.81	2.7	2.8	0.00019	4	40
0.18	M2AA 63 B	3GAA 062 002-••C	1380	67.3	63.9	56.7	0.62	0.62	3.1	1.24	2.5	2.6	0.00026	4.5	40
0.25	M2AA 71 A	3GAA 072 001-••E	1365	65.1	66.0	62.7	0.76	0.72	4.0	1.74	2.0	2.1	0.00066	5.2	45
0.37	M2AA 71 B	3GAA 072 002-••E	1375	69.7	71.9	71.1	0.79	0.96	3.8	2.5	2.0	2.2	0.0008	5.9	45
0.55	M2AA 80 A	3GAA 082 001-••E	1375	72.8	76.1	75.2	0.77	1.41	4.5	3.8	1.8	2.2	0.0013	8.5	50
0.75	M2AA 80 D	3GAA 082 214-••E	1415	79.8	81.3	79.9	0.82	1.65	5.9	5	2.6	3.2	0.0016	12	50
1.1	M2AA 90 LB	3GAA 092 214-••E	1435	83.7	84.1	83.0	0.78	2.4	6.6	7.3	2.9	3.2	0.0043	16	50
1.5	M2AA 90 LD	3GAA 092 215-••E	1435	84.2	84.1	81.9	0.76	3.3	7.0	9.9	3.1	3.5	0.0048	17	50
2.2	M2AA 100 LC	3GAA 102 213-••E	1450	86.4	86.2	84.1	0.79	4.6	7.3	14.4	2.8	3.4	0.009	25	54
3	M2AA 100 LD	3GAA 102 214-••E	1445	85.7	86.1	85.1	0.79	6.3	7.0	19.8	2.4	3.0	0.011	28	63
4	M2AA 112 MB	3GAA 112 212-••E	1445	86.7	86.5	85.2	0.75	8.8	7.3	26.4	3.1	3.4	0.0126	34	64
5.5	M2AA 132 M	3GAA 132 212-••E	1465	89.0	89.8	89.1	0.79	11.2	6.3	35.8	1.9	2.6	0.038	48	66
7.5	M2AA 132 MA	3GAA 132 214-••E	1460	89.1	89.9	89.5	0.79	15.3	6.4	49	1.8	2.6	0.048	59	63
11	M2AA 160 MLA	3GAA 162 043-••G	1463	90.2	91.4	91.2	0.85	20.7	7.1	71.7	2.6	3.0	0.084	97	65
15	M2AA 160 MLB	3GAA 162 044-••G	1463	90.6	91.8	91.6	0.84	28.4	7.2	97.9	2.7	3.6	0.095	105	65
18.5	M2AA 180 MLA	3GAA 182 043-••G	1464	91.2	92.3	92.1	0.84	34.8	7.9	120	3.1	3.6	0.112	125	62
22	M2AA 180 MLB	3GAA 182 044-••G	1465	91.6	92.5	92.1	0.83	41.7	8.0	143	3.0	3.8	0.13	137	65
30	M2AA 200 MLA	3GAA 202 042-••G	1474	92.3	93.4	93.5	0.83	56.5	7.3	194	2.7	2.9	0.217	188	62
37	M2AA 225 SMA	3GAA 222 043-••G	1479	93.0	93.9	93.8	0.84	68.3	7.2	238	2.6	2.9	0.309	239	68
45	M2AA 225 SMB	3GAA 222 044-••G	1479	93.2	94.0	93.7	0.83	83.9	7.4	290	2.4	3.1	0.368	265	68
55	M2AA 250 SMA	3GAA 252 042-••G	1478	93.5	94.2	93.7	0.85	99.8	7.3	355	2.8	3.0	0.476	311	70

The two bullets in the product code indicate choice of mounting arrangements, voltage and frequency code (see ordering information page).

I_s / I_N = Starting current
T_l / T_N = Locked rotor torque
T_b / T_N = Breakdown torque

Efficiency values are given according to IEC 60034-2-1; 2007.

Please note that the values are not comparable without knowing the testing method.

ABB has calculated the efficiency values according to indirect method, stray load losses (additional losses) determined from measuring.

IE-class concerns motors from 0.75 kW to 375 kW.

General performance aluminum motors

Technical data for totally enclosed squirrel cage three phase motors

IE2

IP 55 - IC 411 - Insulation class F, temperature rise class B
IE2 efficiency class according to IEC 60034-30; 2008

Output kW	Motor type	Product code	Speed r/min	Efficiency IEC 60034-2-1; 2007			Power factor cos φ	Current		Torque			Moment of inertia J = 1/4 GD ² kgm ²	Weight kg	Sound pressure level L _{PA} dB
				Full load 100%	3/4 load 75%	1/2 load 50%		I _N A	I _s / I _N	T _N Nm	T _I / T _N	T _b / T _N			
1000 r/min = 6 poles			400 V 50 Hz			GENELEC-design									
0.09	M2AA 63 A	3GAA 063 001-••C	910	47.1	42.5	32.1	0.56	0.49	2.1	0.94	2.1	2.1	0.0002	4	38
0.12	M2AA 63 B	3GAA 063 002-••C	910	57.5	54.0	46.2	0.58	0.51	2.1	1.25	2.1	2.1	0.00027	4.5	38
0.18	M2AA 71 A	3GAA 073 001-••E	885	59.5	61.1	56.5	0.71	0.61	3.1	1.94	1.7	1.9	0.00092	5.5	42
0.25	M2AA 71 B	3GAA 073 002-••E	895	64.0	63.6	59.5	0.71	0.79	3.3	2.6	2.2	2.2	0.0012	6.5	42
0.37	M2AA 80 A	3GAA 083 001-••E	905	68.0	70.7	68.3	0.73	1.07	3.6	3.9	1.6	2.1	0.002	9	47
0.55	M2AA 80 B	3GAA 083 002-••E	905	68.7	71.8	69.7	0.73	1.58	3.3	5.8	1.6	1.8	0.0026	10	47
0.75	M2AA 90 LB	3GAA 093 213-••E	930	77.6	76.2	75.6	0.71	1.96	4.0	7.7	2.0	2.3	0.0048	18	44
1.1	M2AA 90 LD	3GAA 093 214-••E	935	78.2	79.1	76.5	0.66	3	4.2	11.2	2.2	2.6	0.0056	20	44
1.5	M2AA 100 LC	3GAA 103 212-••E	945	80.3	81.4	80.7	0.73	3.6	3.9	15.1	1.7	2.0	0.009	26	49
2.2	M2AA 112 MB	3GAA 113 212-••E	955	81.9	82.3	79.8	0.72	5.3	5.2	21.9	1.8	2.2	0.01	28	56
3	M2AA 132 S	3GAA 133 211-••E	960	83.3	83.6	81.7	0.65	7.9	4.3	29.8	1.6	2.3	0.031	39	57
4	M2AA 132 MB	3GAA 133 213-••E	975	86.4	86.3	84.0	0.70	9.5	7.3	39.1	2.1	4.4	0.045	54	57
5.5	M2AA 132 MC	3GAA 133 214-••E	965	86.1	86.1	84.3	0.67	13.7	6.2	54.4	2.5	2.8	0.049	59	61
7.5	M2AA 160 MLA	3GAA 163 043-••G	971	87.6	89.1	89.0	0.79	15.6	7.1	73.7	1.9	3.3	0.089	105	61
11	M2AA 160 MLB	3GAA 163 044-••G	970	88.7	90.1	89.9	0.79	22.6	7.6	108	2.1	3.3	0.119	121	61
15	M2AA 180 MLA	3GAA 183 042-••G	971	89.7	90.8	90.5	0.76	31.7	7.8	147	2.5	4.1	0.137	139	61
18.5	M2AA 200 MLA	3GAA 203 043-••G	975	90.7	92.0	91.9	0.79	37.2	6.2	181	1.7	3.2	0.198	173	65
22	M2AA 200 MLB	3GAA 203 044-••G	974	91.0	92.4	92.5	0.79	44.1	5.8	215	1.8	3.0	0.222	187	65
30	M2AA 225 SMA	3GAA 223 042-••G	985	92.2	93.1	93.1	0.83	56.5	6.9	290	2.4	2.8	0.532	265	65
37	M2AA 250 SMA	3GAA 253 042-••G	985	92.4	93.2	93.0	0.83	69.6	6.6	358	2.4	2.8	0.718	305	66

The two bullets in the product code indicate choice of mounting arrangements, voltage and frequency code (see ordering information page).

I_s / I_N = Starting current
T_I / T_N = Locked rotor torque
T_b / T_N = Breakdown torque

Efficiency values are given according to IEC 60034-2-1; 2007.

Please note that the values are not comparable without knowing the testing method.

ABB has calculated the efficiency values according to indirect method, stray load losses (additional losses) determined from measuring.

IE-class concerns motors from 0.75 kW to 375 kW.

General performance IE2 cast iron motors – variant codes

Code ¹⁾	Variant code	M2BA													
		71	80	90	100	112	132	160	180	200	225	250	280	315	355
Bearing and lubrication															
037	Roller bearing at D-end.	NA	NA	NA	NA	NA	NA	M	M	M	M	M	M	M	M
040	Heat resistant grease.	M	M	M	M	M	M	S	S	S	S	S	M	M	M
041	Bearings regreasable via grease nipples	NA	NA	NA	NA	NA	NA	NA	NA	NA	NA	NA	S	S	S
043	SPM compatible nipples	M	M	M	M	M	M	M	M	M	M	M	M	M	M
188	63-series bearings in D-end	M	M	M	M	M	M	M	M	M	M	M	NA	NA	NA
Branch standard design															
178	Stainless steel / acid proof bolts.	M	M	M	M	M	M	M	M	M	M	M	M	M	M
Cooling system															
068	Light alloy metal fan	M	M	M	M	M	M	M	M	M	M	M	M	M	M
Documentation															
141	Binding dimension drawing.	M	M	M	M	M	M	M	M	M	M	M	M	M	M
Drain holes															
065	Plugged existing drain holes.	M	M	M	M	M	M	M	M	M	M	M	M	M	M
Earthing bolt															
067	External earthing bolt.	M	M	M	M	M	M	M	M	M	M	M	S	S	S
Heating elements															
450	Heating element, 100-120V.	M	M	M	M	M	M	M	M	M	M	M	M	M	M
451	Heating element, 200-240V.	M	M	M	M	M	M	M	M	M	M	M	M	M	M
Mounting arrangements															
008	IM 2101 foot/flange mounted, IEC flange, from IM 1001 (B34 from B3).	M	M	M	M	M	M	NA	NA	NA	NA	NA	NA	NA	NA
009	IM 2001 foot/flange mounted, IEC flange, from IM 1001 (B35 from B3).	M	M	M	M	M	M	M	M	M	M	M	M	M	M
047	IM 3601 flange mounted, IEC flange, from IM 3001 (B14 from B5).	M	M	M	M	M	M	NA	NA	NA	NA	NA	NA	NA	NA
048	IM 3001 flange mounted, IEC flange, from IM 3601 (B5 from B14).	M	M	M	M	M	M	NA	NA	NA	NA	NA	NA	NA	NA
066	Modified for specified mounting position differing from IM B3 (1001), IM B5 (3001), B14 (3601), IM B35 (2001) & IM B34 (2101).	M	M	M	M	M	M	M	M	M	M	M	M	M	M
Painting															
114	Special paint colour, standard grade.	M	M	M	M	M	M	M	M	M	M	M	M	M	M
Protection															
005	Metal protective roof, vertical motor, shaft down.	M	M	M	M	M	M	M	M	M	M	M	M	M	M
072	Radial seal at D-end.	M	M	M	M	M	M	M	M	M	M	M	M	M	M
076	Draining holes with plugs in open position	S	S	S	S	S	S	S	S	S	S	S	S	S	S
Rating and instruction plate															
002	Restamping voltage, frequency and output, continuous duty.	M	M	M	M	M	M	M	M	M	M	M	M	M	M
095	Restamping output (maintained voltage, frequency), intermittent duty.	M	M	M	M	M	M	M	M	M	M	M	M	M	M
135	Mounting of additional identification plate, stainless.	M	M	M	M	M	M	M	M	M	M	M	M	M	M
159	Additional plate with text "Made in....."	M	M	M	M	M	M	M	M	M	M	M	M	M	M
161	Additional rating plate delivered loose.	M	M	M	M	M	M	M	M	M	M	M	M	M	M
Standards and regulations															
331	IE1 motor not for sale for use in EU	M	M	M	M	M	M	M	M	M	M	M	M	M	M

¹⁾ Certain variant codes cannot be used simultaneously.

Following variant codes are available, more information from ABB
M = modifications
NA = not applicable
S = Standard

Code ¹⁾ Variant code	M2BA													
	71	80	90	100	112	132	160	180	200	225	250	280	315	355
Stator winding temperature sensors														
122	Bimetal detectors, break type (NCC), (3 in series), 150°C, in stator winding.													
	M	M	M	M	M	M	M	M	M	M	M	M	M	M
435	PTC - thermistors (3 in series), 130°C, in stator winding.													
	M	M	M	M	M	M	M	M	M	M	M	M	M	M
436	PTC thermistors (3 in series), 150°C, in stator winding													
	S	S	S	S	S	S	S	S	S	S	S	S	S	S
441	PTC - thermistors (3 in series, 130°C & 3 in series, 150°C), in stator winding.													
	M	M	M	M	M	M	M	M	M	M	M	M	M	M
445	Pt-100 2-wire in stator winding, 1 per phase													
	M	M	M	M	M	M	M	M	M	M	M	M	M	M
Terminal box														
230	Standard metal cable glands													
	M	M	M	M	M	M	M	M	M	M	M	M	M	M
400	4x90 degr turnable terminal box													
	NA	NA	NA	NA	NA	NA	NA	NA	NA	NA	NA	NA	S	S
447	Top mounted separate terminal box for monitoring equipment.													
	NA	NA	NA	NA	NA	NA	NA	NA	NA	NA	NA	NA	M	M
Testing														
145	Type test report from a catalogue motor, 400V 50Hz.													
	M	M	M	M	M	M	M	M	M	M	M	M	M	M
148	Routine test report.													
	M	M	M	M	M	M	M	M	M	M	M	M	M	M
Variable speed drive														
701	Insulated bearing at N-end													
	NA	NA	NA	NA	NA	NA	NA	NA	NA	NA	NA	NA	M	M
704	EMC cable gland.													
	M	M	M	M	M	M	M	M	M	M	M	M	M	M

1) Certain variant codes cannot be used simultaneously.

Following variant codes are available,
more information from ABB
M = modifications
NA = not applicable
S = Standard

General performance IE2 aluminum motors – variant codes

Code ¹⁾	Variant	M2AA												
		56	63	71	80	90	100	112	132	160	180	200	225	250
Bearing and Lubrication														
036	Transport lock for bearings	NA	NA	NA	NA	M	M	M	M	M	M	M	M	M
037	Roller bearing at D-end.	NA	NA	NA	NA	NA	NA	NA	NA	M	M	M	M	M
039	Cold resistant grease	NA	M	M	M	M	M	M	M	NA	NA	NA	NA	NA
040	Heat resistant grease.	M	M	M	M	M	M	M	M	S	S	S	S	S
041	Bearings regreasable via grease nipples	NA	NA	NA	NA	NA	NA	M	M	M	M	M	M	M
043	SPM compatible nipples for vibration measurement	NA	NA	NA	NA	M	M	M	M	M	M	M	M	M
188	63-series bearings in D-end	NA	NA	NA	NA	M	S	S	M	M	M	M	M	M
Branch standard design														
178	Stainless steel / acid proof bolts.	M	M	M	M	M	M	M	M	M	M	M	M	M
217	Cast iron D-end shield (on aluminum foot mounted motor).	NA	NA	M	M	M	M	M	M	S	S	S	S	S
Cooling system														
053	Metal fan cover	NA	S	M	M	M	M	M	M	S	S	S	S	S
Documentation														
141	Binding dimension drawing.	M	M	M	M	M	M	M	M	M	M	M	M	M
Drain holes														
065	Plugged existing drain holes.	M	M	M	M	M	M	M	M	M	M	M	M	M
Earthing bolt														
067	External earthing bolt.	M	M	M	M	M	M	M	M	M	M	M	M	M
Heating elements														
450	Heating element, 100-120V.	M	M	M	M	M	M	M	M	M	M	M	M	M
451	Heating element, 200-240V.	M	M	M	M	M	M	M	M	M	M	M	M	M
Mounting arrangements														
008	IM 2101 foot/flange mounted, IEC flange, from IM 1001 (B34 from B3).	NA	NA	NA	NA	M	M	M	M	M	NA	NA	NA	NA
009	IM 2001 foot/flange mounted, IEC flange, from IM 1001 (B35 from B3).	NA	M	NA	NA	NA	NA	NA	NA	M	M	M	M	M
047	IM 3601 flange mounted, IEC flange, from IM 3001 (B14 from B5)	M	M	M	M	M	M	M	M	M	NA	NA	NA	NA
048	IM 3001 flange mounted, IEC flange, from IM 3601 (B5 from B14).	M	M	M	M	M	M	M	M	NA	NA	NA	NA	NA
066	Modified for specified mounting position differing from IM B3 (1001), IM B5 (3001), B14 (3601), IM B35 (2001) & IM B34 (2101)	M	M	M	M	M	M	M	M	M	M	M	M	M
200	Flange ring holder.	NA	NA	M	M	M	M	M	M	NA	NA	NA	NA	NA
218	Flange ring FT 85.	NA	NA	M	M	M	NA	NA	NA	NA	NA	NA	NA	NA
219	Flange ring FT 100.	NA	NA	M	M	M	NA	NA	NA	NA	NA	NA	NA	NA
220	Flange ring FF 100.	NA	NA	M	M	M	NA	NA	NA	NA	NA	NA	NA	NA
223	Flange ring FF 115.	NA	NA	M	M	M	NA	NA	NA	NA	NA	NA	NA	NA
224	Flange ring FT 115.	NA	NA	M	M	M	NA	NA	NA	NA	NA	NA	NA	NA
226	Flange ring FF 130.	NA	NA	M	M	M	M	M	NA	NA	NA	NA	NA	NA
227	Flange ring FT 130.	NA	NA	M	M	M	M	M	NA	NA	NA	NA	NA	NA
233	Flange ring FF 165.	NA	NA	M	M	M	M	M	NA	NA	NA	NA	NA	NA
234	Flange ring FT 165.	NA	NA	M	M	M	M	M	NA	NA	NA	NA	NA	NA
235	Flange FF 165.	NA	NA	NA	NA	M	NA	NA	NA	NA	NA	NA	NA	NA
236	Flange FT 165.	NA	NA	NA	NA	NA	NA	NA	M	NA	NA	NA	NA	NA
243	Flange ring FF 215.	NA	NA	NA	NA	NA	M	M	M	NA	NA	NA	NA	NA
244	Flange ring FT 215.	NA	NA	NA	NA	NA	NA	NA	M	NA	NA	NA	NA	NA
253	Flange ring FF 265.	NA	NA	NA	NA	NA	NA	NA	M	NA	NA	NA	NA	NA
255	Flange FF 265.	NA	NA	NA	NA	NA	NA	NA	M	NA	NA	NA	NA	NA
311	IM 2001 foot/flange mounted, IEC flange from IM 3001 (B35 from B5)	NA	NA	NA	NA	M	M	M	M	NA	NA	NA	NA	NA

¹⁾ Certain variant codes cannot be used simultaneously.

Following variant codes are available,
more information from ABB
M = modifications
NA = not applicable
S = Standard

Code ¹⁾	Variant	M2AA												
		56	63	71	80	90	100	112	132	160	180	200	225	250
Painting														
114	Special paint colour, standard grade.	M	M	M	M	M	M	M	M	M	M	M	M	M
Protection														
005	Metal protective roof, vertical motor, shaft down.	M	M	M	M	M	M	M	M	M	M	M	M	M
072	Radial seal at D-end.	M	M	M	M	M	M	M	M	M	M	M	M	M
076	Draining holes with plugs in position	S	S	S	S	S	S	S	S	S	S	S	S	S
Rating and instruction plate														
002	Restamping voltage, frequency and output, continuous duty.	M	M	M	M	M	M	M	M	M	M	M	M	M
095	Restamping output (maintained voltage, frequency), intermittent duty.	M	M	M	M	M	M	M	M	M	M	M	M	M
098	Stainless rating plate	NA	NA	NA	NA	NA	NA	NA	NA	M	M	M	M	M
135	Mounting of additional identification plate, stainless.	NA	NA	M	M	M	M	M	M	M	M	M	M	M
138	Mounting of additional identification plate, aluminum	NA	NA	NA	NA	NA	NA	NA	NA	M	M	M	M	M
139	Additional identification plate delivered loose	NA	NA	NA	NA	NA	NA	NA	NA	M	M	M	M	M
159	Additional plate with text "Made in..."	M	M	M	M	M	M	M	M	M	M	M	M	M
161	Additional rating plate delivered loose.	M	M	M	M	M	M	M	M	M	M	M	M	M
Standards and regulations														
331	IE1 motor not for sale for use in EU	M	M	M	M	M	M	M	M	M	M	M	M	M
Stator winding temperature sensors														
121	Bimetal detectors, break type (NCC), (3 in series), 130°C, in stator winding	NA	NA	NA	NA	NA	NA	NA	NA	M	M	M	M	M
122	Bimetal detectors, break type (NCC), (3 in series), 150°C, in stator winding.	M	M	M	M	M	M	M	M	M	M	M	M	M
435	PTC - thermistors (3 in series), 130°C, in stator winding.	M	M	M	M	M	M	M	M	M	M	M	M	M
436	PTC - thermistors (3 in series), 150°C, in stator winding.	M	M	M	M	M	M	M	M	S	S	S	S	S
441	PTC - thermistors (3 in series, 130°C & 3 in series, 150°C), in stator winding.	NA	NA	NA	NA	M	M	M	M	M	M	M	M	M
445	Pt-100 2-wire in stator winding, 1 per phase	NA	R	R	R	NA	NA	NA	NA	M	M	M	M	M
Terminal box														
230	Standard metal cable glands.	M	M	M	M	M	M	M	M	M	M	M	M	M
Testing														
145	Type test report from a catalogue motor, 400V 50Hz.	M	M	M	M	M	M	M	M	M	M	M	M	M
148	Routine test report.	M	M	M	M	M	M	M	M	M	M	M	M	M
Variable speed drives														
704	EMC cable gland.	M	M	M	M	M	M	M	M	M	M	M	M	M

¹⁾ Certain variant codes cannot be used simultaneously.

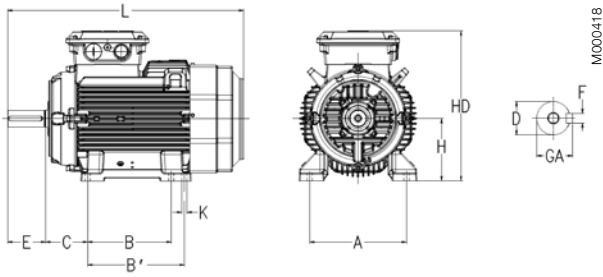
Following variant codes are available,
more information from ABB

M = modifications
NA = not applicable
S = Standard

General performance IE2 high efficiency motors Sizes 56 - 355

Dimension drawings

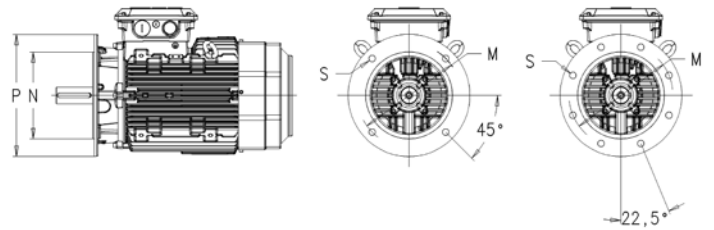
Foot-mounted motor IM1001, B3



Flange-mounted motor IM 3001, B5

Size 56 to 200

Size 225 to 355



IM 1001. IM B3 ja IM 3001. IM B5

IM 1001. IM B3

IM 3001. IM B5

Motor size	D poles		GA poles		F poles		E poles		L max poles		IM 1001. IM B3						IM 3001. IM B5			
	2	4-6	2	4-6	2	4-6	2	4-6	2	4-6	A	B	B'	C	HD	K	H	M	N	P

General performance aluminum motors

M2AA	56	63	71	80	90 S	90 L	100	112	132 ¹⁾	132 ²⁾	160	180	200	225	250
	9	11	14	19	24	24	28	28	38	38	42	48	55	55	60
	9	11	14	19	24	24	28	28	38	38	42	48	55	55	60
	10.2	12.5	16	21.5	27	27	31	31	41	41	45	51.5	59	59	64
	3	4	5	6	8	8	8	8	10	10	12	14	16	16	18
	3	4	5	6	8	8	8	8	10	10	12	14	16	18	18
	20	23	30	40	50	50	60	60	80	80	110	110	110	110	140
	20	23	30	40	50	50	60	60	80	80	110	110	110	110	140
	197	214	240	265.5	284.5	309.5	351	351	447	447	584	681	726	821	851
	197	214	240	265.5	284.5	309.5	351	351	447	447	584 ³⁾	681	726	851	880
	90	100	112	125	140	140	160	190	216	216	254	279	318	356	406
	71	80	90	100	100	125	140	140	140	140	210	241	267	286	311
	-	-	-	-	-	-	-	-	178	178	254	279	305	311	349
	36	40	45	50	56	63	70	70	89	89	108	121	133	149	168
	159	171	180	193.5	217	237	249	249	295.5	321	370	390	425	425	572 ⁴⁾
	5.8	7	7	10	10	12	12	12	12	15	14.5	14.5	18.5	18.5	22
	56	63	71	80	90	100	112	132	132	160	180	180	200	225	250
	100	115	130	165	165	215	215	265	265	300	300	300	350	400	500
	80	95	110	130	130	180	180	230	230	250	250	250	300	350	450
	120	140	160	200	200	250	250	300	300	350	350	350	400	450	550
	7	10	10	12	12	15	15	14.5	14.5	19	19	19	19	19	19

General performance cast iron motors

M2BA	71	80	90	100	112	132	160	180	200	225	250	280S	280SM	315SM	315ML	355SM
	14	19	24	28	28	38	42	48	55	55	60	65	65	65	65	70
	14	19	24	28	28	38	42	48	55	55	60	65	65	65	65	70
	16	21.5	27	31	31	41	45	51.5	59	59	64	69	69	69	69	74.5
	5	6	8	8	8	10	12	14	16	16	18	18	18	18	18	20
	5	6	8	8	8	10	12	14	16	16	18	18	18	18	18	20
	30	40	50	60	60	80	110	110	110	110	140	140	140	140	140	170
	30	40	50	60	60	80	110	110	110	110	140	140	140	140	170	210
	264	321	357	381	403	533	584	681	726	821	879	982	1052	1216	1330	1399
	264	321	357	381	403	533	584 ⁵⁾	681	726	851	879	982	1052	1246	1360	1469
	112	125	140	160	190	216	254	279	318	356	406	457	457	508	508	610
	90	100	100	140	140	140	210	241	267	286	311	368	368	406	457	500
	-	-	125	-	-	178	254	279	305	311	349	-	419	457	508	560
	45	50	56	63	70	89	108	121	133	149	168	190	190	216	254	254
	178	195	219	247	259	300	413	433	473 ⁶⁾	539	584	768	768	845	926	926
	7	10	10	12	12	12	14.5	14.5	18.5	18.5	24	24	24	28	35	35
	71	80	90	100	112	132	160	180	200	225	250	280	280	315	315	355
	130	165	165	215	215	265	300	300	350	400	500	500	500	600	600	740
	110	130	130	180	180	230	250	250	300	350	450	450	450	550	550	680
	160	200	200	250	250	300	350	350	400	450	550	550	550	660	660	800
	10	12	12	15	15	19	19	19	19	19	19	18	18	23	23	23

General performance aluminum motors IM 3601, IM B14

Motor size	M	N	P	S
56	65	50	80	M5
63	75	60	90	M5
71	85	70	105	M6
80	100	80	120	M6
90	115	95	140	M8
100	130	110	160	M8
112	130	110	160	M8
132 ¹⁾	165	130	200	M10

General performance cast iron motors IM 3601, IM B14

Motor size	M	N	P	S
71	85	70	105	M6
80	100	80	120	M6
90	115	95	140	M8
100	130	110	160	M8
112	130	110	160	M8
132	165	130	200	M10

Tolerances

A, B	±0,8
D	ISO j6 ≤ Ø 28 mm ISO k6 < Ø 38 mm ISO m6 ≥ Ø 55 mm
F	ISO h9
H	-0,5
N	ISO j6
C	±0,8

¹⁾ All types except M2A SC 2 pole, MC 6 pole

²⁾ M2AA 132 SC 2 pole and MC 6 pole

³⁾ 160MLB 6-pole L = 681

⁴⁾ For voltage code S add 32 mm to listed HD-dimension

⁵⁾ 160MLB 6-pole L = 681

⁶⁾ 200, voltage code S HD = 478

Above table gives the main dimensions in mm. For detailed drawings please see our web-pages www.abb.com/motors&generators or contact ABB.

General performance IE2 cast iron motors in brief

Motor size		71	80	90	100	112	132
Stator	Material	Cast iron EN-GJL-150/GG 15/GRS 150					
	Paint colour shade	Munsell blue 8B 4.5/3.25 / NCS 4822 B05G					
	Surface treatment	Phosphating anticorrosive primer and top coat polyurethane, $\geq 70\mu\text{m}$					
Feet		Integrated with stator					
	Material	Cast iron EN-GJL-150/GG 15/GRS 150					
Bearing end shields	Material	Cast iron EN-GJL-150/GG 15/GRS 150					
	Paint colour shade	Munsell blue 8B 4.5/3.25 / NCS 4822 B05G					
	Surface treatment	Phosphating anticorrosive primer and top coat polyurethane $\geq 70\mu\text{m}$					
Bearings	D-end	6203-2Z/C3	6204-2Z/C3	6205-2Z/C3	6206-2Z/C3	6206-2Z/C3	6208-2Z/C3
	N-end	6202-2Z/C3	6203-2Z/C3	6204-2Z/C3	6205-2Z/C3	6205-2Z/C3	6208-2Z/C3
Axially-locked bearings	Inner bearing cover	As standard, locked at D-end					
Bearing seals	D-end	V-ring					
	N-end	Labyrinth seal					
Lubrication		Permanently lubricated shielded bearings. Grease temperature range -40 to +160°C					
Terminal box	Material	Cast iron EN-GJL-150/GG 15/GRS 150					
	Surface treatment	Phosphating anticorrosive primer and top coat polyurethane, $\geq 70\mu\text{m}$					
	Screws	Steel 5G, coated with zinc and yellow chromated.					
Connections	Threaded openings	2 x M16	2 x M25	2 x M32			
	Max Cu-area mm ²	4	6	10			
	Terminal box	Cable lugs, 6 terminals					
Fan	Material	Polypropylene. Reinforced with 20% glass fibre.					
Fan cover	Material	Steel					
	Paint colour shade	Black RAL 9011					
	Surface treatment	Phosphating pretreatment and polyester powder top coat $\geq 70\mu\text{m}$					
Stator winding	Material	Copper					
	Insulation class	Insulation class F					
	Winding protection	3 PTC thermistors as standard, 150°C					
Rotor winding	Material	Diecast aluminum.					
Balancing method		Half key balancing					
Key ways		Closed key way					
Heating elements	On request	8 W		25 W			
Enclosure		IP 55					
Cooling method		IC 411					
Drain holes		Drain holes with closable plastic plugs, open on delivery.					
Lifting lugs		Bolted to the stator					

General performance IE2 cast iron motors in brief

Size	M2BA	160	180	200	225	250
Stator	Material	Cast iron EN-GJL-200/GG 20/GRS 200				
	Paint colour shade	Munsell blue 8B 4.5/3.25 / NCS 4822 B05G				
	Surface treatment	Two-pack epoxy paint, $\geq 70\mu\text{m}$				
Feet		Integrated with stator				
	Material	Cast-iron EN-GJL-200/GG 20/GRS 200				
Bearing end shields	Material	Cast iron EN-GJL-200/GG 20/GRS 200				
	Paint colour shade	Munsell blue 8B 4.5/3.25 / NCS 4822 B05G				
	Surface treatment	Two-pack epoxy paint, $\geq 70\mu\text{m}$				
Bearings	D-end	6209-2Z/C3	6210-2Z/C3	6212-2Z/C3	6213-2Z/C3	6215-2Z/C3
	N-end	6209-2Z/C3	6209-2Z/C3	6209-2Z/C3	6210-2Z/C3	6212-2Z/C3
Axially-locked	Inner bearing cover	As standard, locked at D-end				
Bearing seals	D-end	V-ring				
	N-end	V-ring				
Lubrication		Permanently lubricated shielded bearings.				
Terminal box	Material	Cast iron, base integrated with stator.				
	Surface treatment	Two-pack epoxy paint, $\geq 70\mu\text{m}$				
	Screws	Steel 8.8, zinc electroplated and chromated				
Connections	Threaded openings	(2 x M40 + M16)*			(2 x M63 + M16)	
	Max Cu-area mm ²	35			70	
	Terminal box	6 terminals for connection with cable lugs (not included)				
	Screws	M6			M10	
Fan	Material	Polypropylene. Reinforced with 20% glass fibre.				
Fan cover	Material	Hot dip galvanized steel				
	Paint colour shade	Black, NCS 8801-B09G				
	Surface treatment	Polyester powder paint, $\geq 70\mu\text{m}$				
Stator winding	Material	Copper				
	Insulation	Insulation class F				
	Winding protection	3 PTC thermistors as standard, 150°C				
Rotor winding	Material	Diecast aluminum				
Balancing method		Half key balancing				
Key ways		Closed key way				
Heating elements	On request	25 W		50 W		
Enclosure		IP 55				
Cooling method		IC 411				
Drain holes		Drain holes with closable plastic plugs, open on delivery.				
Lifting lugs		Integrated with the stator				

*) Frame size 200 code S
(2 x M63 + M16), max. CU-area 70 mm² and screws M10.

General performance IE2 cast iron motors in brief

Motor size	M2BA	280	315	355	
Stator	Material	Cast iron EN-GJL-200			
	Paint colour shade	Munsell blue 8B 4.5/3.25 / NCS 4822 B05G			
	Surface treatment	Two-pack epoxy paint, $\geq 70\mu\text{m}$			
Feet		Integrated with stator			
	Material	Cast iron EN-GJL-200			
Bearing end shields	Material	Cast iron EN-GJL-200			
	Paint colour shade	Munsell blue 8B 4.5/3.25 / NCS 4822 B05G			
	Surface treatment	Two-pack epoxy paint, $\geq 70\mu\text{m}$			
Bearings	D-end	2-pole	6217/C3	6217/C3	6219/C3
		4-6 -pole	6217/C3	6219/C3	6222/C3
	N-end	2-pole	6217/C3	6217/C3	6219/C3
		4-6 -pole	6217/C3	6217/C3	6219/C3
Axially-locked bearings	Inner bearing cover	D-end			
Bearing seals	D-end	V-ring			
	N-end	V-ring			
Lubrication		Regreaseable bearings, regreasing nipples M10x1			
Terminal box	Material	frame	Cast iron EN-GJL-200		
		cover	Polypropylene. Reinforced with 25% glass fibre.		
	Surface treatment	Two-pack epoxy paint, $\geq 70\mu\text{m}$ (for terminal box frame)			
	Screws	Steel 5G, coated with zinc and blue chromated			
Connections	Threaded openings	2 x M63, 2 x M20	2 x M63, 2 x M20	2 x M75, 2 x M20	
	Max Cu-area mm ²	2x150	2x240	4x240	
	Terminal box	Cable lugs, 6 terminals			
	Screws	M12	M12	M12	
Fan	Material	Polypropylene. Reinforced with 25% glass fibre.			
Fan cover	Material	Polypropylene. Reinforced with 25% glass fibre.			
	Paint colour shade	Black plastic, no painting			
	Surface treatment	No surface treatment			
Stator winding	Material	Copper			
	Insulation	Insulation class F			
	Winding protection	3 PTC thermistors as standard, 155°C			
Rotor winding	Material	Diecast aluminum			
Balancing method		Half key balancing			
Key ways		Closed key way			
Heating elements	On request	60 W	2x60 W	2x60 W	
Enclosure		IP 55			
Cooling method		IC 411			
Drain holes		Drain holes with closeable plastic plugs, open on delivery			
Lifting lugs		Bolted to the stator			

General performance IE2 aluminum motors in brief

Motor size	M2AA	56	63	71	80	90	100	112	132
Stator	Material	Diecast aluminum alloy.							
	Paint colour shade	Munsell blue 8B 4.5/3.25 / NCS 4822 B05G							
	Surface treatment	Epoxy polyester powder paint, $\geq 60\mu\text{m}$							
Feet		Integrated with stator							
	Material	Aluminum alloy							
Bearing end shields	Material	Diecast aluminum alloy							
	Paint colour shade	Munsell blue 8B 4.5/3.25 / NCS 4822 B05G							
	Surface treatment	Epoxy polyester powder paint, $\geq 60\mu\text{m}$				Polyester powder paint, $\geq 60\mu\text{m}$			
Bearings	D-end	6201-2Z/C3	6202-2Z/C3	6203-2Z/C3	6204-2Z/C3	6205-2Z/C3	6306-2Z/C3	6306-2Z/C3	6208-2Z/C3 ¹⁾
	N-end	6201-2Z/C3	6201-2Z/C3	6202-2Z/C3	6203-2Z/C3	6204-2Z/C3	6205-2Z/C3	6205-2Z/C3	6206-2Z/C3
Axially-locked bearings	Inner bearing cover	D-end internal retaining ring				D-end			
Bearing seals	D-end	V-ring							
	N-end	Labyrinth seal							
Lubrication		Permanently lubricated shielded bearings.							
Terminal box	Material	Diecast aluminum alloy, base integrated with stator.							
	Surface treatment	Diecast aluminum alloy							
	Screws	Steel 5G, galvanised.							
Connections	Knock-out openings	1 x M16 x Pg11		2 x (M20 + M20)		2 x (M20 + M25) ²⁾			
	Max Cu-area mm ²	2.5		4		6		10 ³⁾	
	Terminal box	Cable lugs, 6 terminals				Screw terminal, 6 terminals			Cable lugs, 6 terminals
Fan	Material	Polypropylene. Reinforced with 20% glass fibre.							
Fan cover	Material	Polypropylene							
	Paint colour shade	Black							
Stator winding	Material	Copper							
	Insulation	Insulation class F							
	Winding protection	Optional							
Rotor winding	Material	Diecast aluminum							
Balancing method		Half key balancing							
Key ways		Closed key way							
Heating elements	Optional	8 W				25 W			
Enclosure		IP 55							
Cooling method		IC 411							
Drain holes		Drain holes with closable plastic plugs, open on delivery.							
Lifting lugs		Integrated with the stator							

General performance IE2 aluminum motors in brief

Size	M2AA	160	180	200	225	250
Stator	Material	Diecast aluminum alloy			Extruded aluminum alloy.	
	Paint colour shade	Munsell blue 8B 4.5/3.25 / NCS 4822 B05G				
	Surface treatment	Polyester powder paint, $\geq 60\mu\text{m}$				
Feet		Detachable feet				
	Material	Aluminum alloy			Cast iron	
Bearing end shields	Material	Cast iron EN-GJL-200/GG 20/GRS 200				
	Paint colour shade	Munsell blue 8B 4.5/3.25 / NCS 4822 B05G				
	Surface treatment	Two-pack epoxy pain paint, $\geq 60\mu\text{m}$				
Bearings	D-end	6209-2Z/C3	6210-2Z/C3	6212-2Z/C3	6213-2Z/C3	6215-2Z/C3
	N-end	6209-2Z/C3	6209-2Z/C3	6209-2Z/C3	6210-2Z/C3	6212-2Z/C3
Axially-locked	Inner bearing cover	D-end				
Bearing seals		Axial seal				
Lubrication		Permanently lubricated shielded bearings.				
Terminal box	Material	Diecast aluminum alloy, base integrated with stator.			Deep-drawn steel sheet, bolted to stator.	
	Surface treatment	Polyester powder paint, $\geq 60\mu\text{m}$			Phosphated. Polyester paint.	
	Screws	Steel 8.8, zinc electroplated and chromated				
Connections	Knock-out openings				2 x FL13, 2 x M40	
	Flange-openings	(2 x M40 + M16) + (2 x M40)			2 x FL 21, 2 x M63 (voltage code S)	
	Max Cu-area mm ²	35			70	
	Terminal box	6 terminals for connection with cable lugs (not included)				
	Screws	M6			M10	
Fan	Material	Polypropylene. Reinforced with 20% glass fibre.				
Fan cover	Material	Hot dip galvanized steel				
	Paint colour shade	Black, NCS 8801-B09G				
	Surface treatment	Polyester powder paint, $\geq 60\mu\text{m}$				
Stator winding	Material	Copper				
	Insulation class	Insulation class F				
	Winding protection	3 PTC thermistors as standard, 150°C				
Rotor winding	Material	Diecast aluminum				
Balancing method		Half key balancing				
Key ways		Closed key way				
Heating elements	Optional	25 W		50 W		
Enclosure		IP 55				
Cooling method		IC 411				
Drain holes		Drain holes with closable plastic plugs, open on delivery.				
Lifting lugs		Integrated with the stator			Bolted to the stator	

Total offer of motors, generators and mechanical power transmission products with a complete portfolio of services

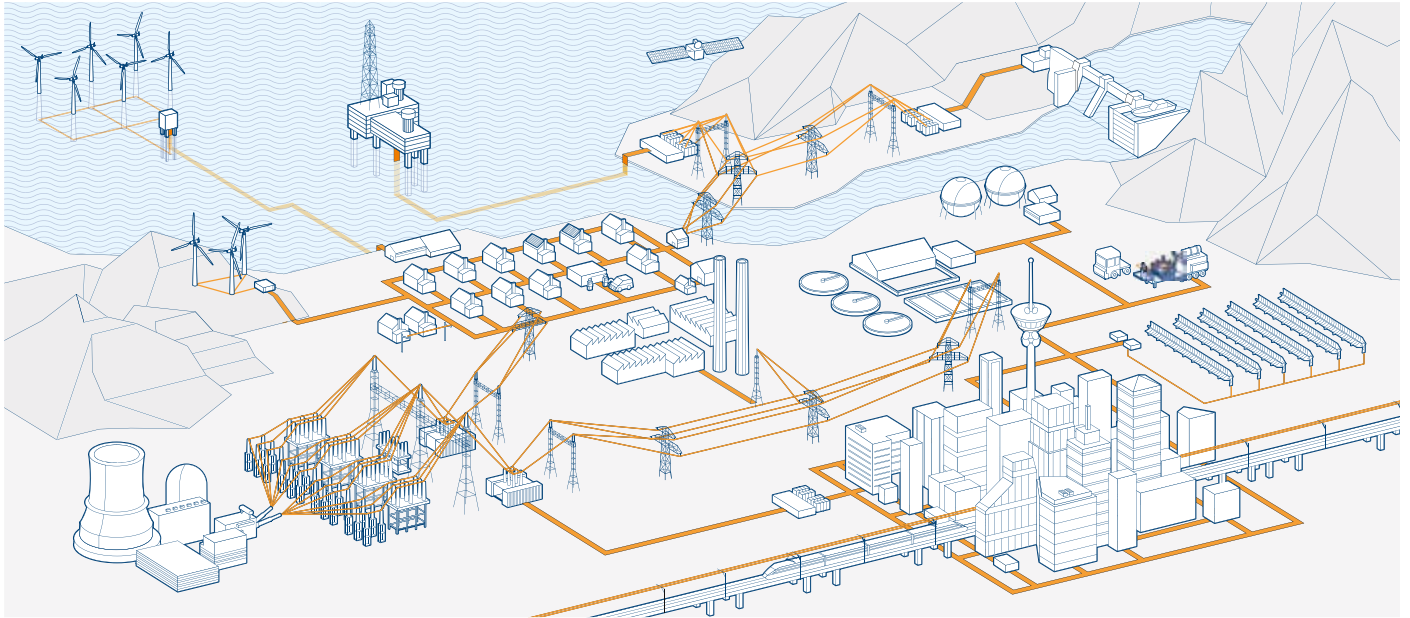


ABB is the leading manufacturer of low, medium and high voltage motors and generators, mechanical power transmission products with an offering of a complete portfolio of services. Our in-depth knowledge of virtually every type of industrial processing ensures we always specify the best solution for your needs.

Low and high voltage IEC induction motors

- Process performance motors
- General performance motors
- High voltage cast iron motors
- Induction modular motors
- Slip-ring modular motors
- Synchronous reluctance motors

Low and medium voltage NEMA motors

- Steel frame open drip proof (ODP) motors
- Weather protected, water cooled, fan ventilated

- Cast iron frame (TEFC)
- Air to air cooled (TEAAC) motors

Motors and generators for explosive atmospheres

- IEC and NEMA motors and generators, for all protection types

Synchronous motors

Synchronous generators

- Synchronous generators for diesel and gas engines
- Synchronous generators for steam and gas turbines

Wind power generators

Generators for small hydro

Other motors and generators

- Brake motors
- DC motors and generators
- Gear motors
- Marine motors and generators
- Single phase motors
- Motors for high ambient temperatures

- Permanent magnet motors and generators
- High speed motors
- Smoke extraction motors
- Wash down motors
- Water cooled motors
- Generator sets
- Roller table motors
- Servo motors
- Traction motors

Life cycle services

- Installation and commissioning
- Service contracts
- Preventive maintenance
- Spare parts
- Diagnosis
- Repair and refurbishment
- Site survey and overhaul
- Replacement motors and generators
- Technical support and consulting
- Trainings

Mechanical power transmission components, bearings, gears

Visit our web site

www.abb.com/motors&generators

Products

Motors and Generators

> IEC low voltage AC motors

>> General performance motors

Process performance motors

>>> IE2 high efficiency

cast iron motors

>>> IE2 high efficiency

aluminum motors

>>> IE1 standard efficiency

cast iron motors

>>> IE1 standard efficiency

aluminum motors

Brake Motors

High Ambient Temperature

Motors

Marine Motors

Permanent Magnet Motors

Roller Table Motors

Single phase motors

Smoke Extraction Motors

Water Cooled Motors

HOME | OFFERINGS | MEDIA | CAREERS | INVESTORS | ABOUT | CONVERSATIONS

Power and productivity for a better world™ **ABB**


Product Guide > Motors and Generators

Motors and Generators

ABB offers a comprehensive range of reliable and high efficiency motors and generators for all applications.

ABB has what it takes to help every industry and application reach new levels of efficiency and energy savings even under the most demanding conditions. Combining the best available materials with superior technology, the electric motors and generators are designed to operate reliably no matter how challenging the process or application, and to have low life cycle costs.

2012-10-12 - ABB launches easy-to-use tool for selecting MEPS-compliant motors



Optimizer
Select the optimal motor → cut your cost of ownership →

Our offering

- IEC Low Voltage AC Motors
IEC frame sizes 56 to 450, 0.06 to 1000 kW
- High Voltage Induction Motors
IEC frame sizes 315 to 1000, 100 to 23 000 kW
- Wind Power Generators
All main concepts up to 7 MW
- Synchronous Motors
IEC frame sizes 710 to 2500, 1 to 65 MW
- Traction motors and generators
- Servomotors
Brushless and permanent magnet servomotors
- NEMA Low Voltage AC Motors
Motor capabilities from 0.18 - 1119 kW (1/4 - 15000 HP)
- Cost of Ownership
Energy efficiency
- Motors and Generators for Explosive Atmospheres
All protection types
- Synchronous Generators
Power range from 15 kVA to 80 MVA
- Synchronous Reluctance Motor and Drive Packages
- Service
Unique portfolio of services for motors and generators
- IEC DC Motors
Torque range 265 to 21757 Nm, output power 25 to 1400 kW

You Tube → Motors and Generators at YouTube
Subscribe to our channel and see our videos

Document library → Document library
View or download documentation and software

→ Generators overview

Search

Products & Services only

+ Rate this page

+ Share this page

Your preferences:

United Kingdom

English

ABB contact for United Kingdom

→ Derek Robinson

Select another country

Downloads

View related documents and downloads for:

→ Motors and Generators

News

- AREVA Wind and ABB Motors and Generators usher in the high-efficiency permanent magnet generator
- ABB launches easy-to-use tool for selecting MEPS compliant motors
- Taking the motor world by storm
- ABB revolutionizes market for energy efficient motors and generators
- New semi-integrated medium speed PM generators maximize life cycle profit from multi-MW offshore turbines
- Low speed drive solutions for ring-gear mills
- ABB Review 2/2012: Raising the


HOME | OFFERINGS | MEDIA | CAREERS | INVESTORS | ABOUT | CONVERSATIONS

Power and productivity for a better world™ **ABB**

Product Guide > Motors and Generators > IEC Low Voltage AC Motors > General Performance Motors

General performance motors

ABB's General performance motors are best suited for applications where simplicity and off-the-shelf availability are paramount. With ABB quality and support these motors have the features appreciated by volume customers and serial OEM's.



Our offering

- IE2 High Efficiency Cast Iron Motors
Motor type M2BA, M2BAT
IEC sizes 71 to 355
0.25 to 250 kW
- IE2 High Efficiency Aluminum Motors
Motor type M2AA
IEC sizes 56 to 250
0.06 to 55 kW
- IE1 Standard Efficiency Cast Iron Motors
Motor type M2BA
IEC sizes 71 to 250
0.25 to 55 kW
- IE1 Standard Efficiency Aluminum Motors
Motor type M2AA
IEC sizes 56 to 250
0.06 to 55 kW

Search

Products & Services only

+ Rate this page

+ Share this page

Your preferences:

United Kingdom

English

ABB contact for United Kingdom

→ Derek Robinson

Select another country

Downloads

View related documents and downloads for:

→ General Performance Motors

Provider information/Impressum © Copyright 2012 ABB | Cookies and privacy policy | Login

Facebook | Twitter

Contact us

www.abb.com/motors&generators

We reserve the right to make technical changes or modify the contents of this document without prior notice. With regard to purchase orders, the agreed particulars shall prevail. ABB does not accept any responsibility what so ever for potential errors or possible lack of information in this document.

We reserve all rights in this document and in the subject matter and illustrations contained herein. Any reproduction, disclosure to third parties or utilization of its contents – in whole or in parts – is forbidden without prior written consent of ABB.

© Copyright 2013 ABB.
All rights reserved.

9AKK105789 EN 01-2013 Rev A